

# A10i FOCUS MEDIUM THROW LINE SOURCE



CONSTANT CURVATURE  
LINE SOURCE



DOOSC



L-VENTS



PANFLEX

A10i Focus is the installation version of the A10 Focus, designed for medium throw installation applications. A10i Focus shares identical sonic performance with its touring counterpart but features a sleeker design and streamlined mounting hardware for greater integration.

With a tightly-controlled 10° enclosure coverage, the passive A10i Focus boasts an impressive output of 140 dB and ensures projection up to 35 m. Panflex allows users to adapt directivity to the audience geometry and ensures exceptional frequency response stability.

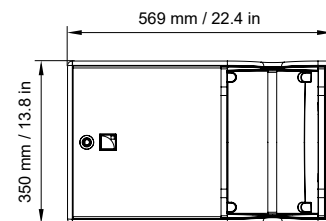
Combinations of A10i Focus and A10i Wide can be flown or stacked to form a vertical line source. A10i Focus can also be used individually as a configurable directivity point source for front fill or delay applications where narrow coverage is required.

On its own, A10i Focus line source provides exceptional performance in the vocal range. The companion subwoofer KS21i further reinforces the contour and extends bandwidth to 31 Hz for demanding applications.

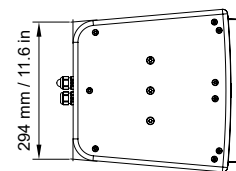
A10i Focus is a discreet, compact and versatile solution with a wide range of install-specific accessories to facilitate any integration scenario in theaters, houses of worship, clubs, educational facilities and sports venues.

## SPECIFICATIONS

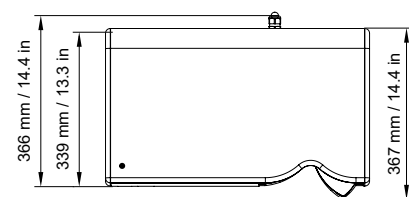
<b>Description</b>	2-way passive constant curvature WST 10°, amplified by LA2Xi <sup>2</sup> / LA4X / LA8 / LA12X
<b>Usable bandwidth (-10 dB)</b>	66 Hz - 20 kHz ([A10i])
<b>Maximum SPL<sup>1,2</sup></b>	140 dB ([A10i])
<b>Nominal directivity</b>	Enclosure: 10° L-Fins: 70° / 110° symmetric or 90° asymmetric
<b>Transducers</b>	LF: 1 x 10" cone driver HF: 1 x 2.5" diaphragm neodymium compression driver
<b>Acoustical load</b>	LF: bass-reflex, L-Vents HF: DOOSC waveguide, L-Fins
<b>Nominal impedance</b>	8 Ω
<b>Connectors</b>	4-point terminal block with push-in connection Connector sealing plate with cable gland
<b>Rigging and handling</b>	external rigging kits M6 inserts for rigging plates and accessories M8 inserts for A-U10i
<b>Safety</b>	1 DIN580-compatible M8 threaded insert
<b>Weight (net)</b>	19 kg / 42 lb
<b>Cabinet</b>	Premium grade Baltic beech and birch plywood
<b>Front</b>	Coated steel grill Acoustically neutral 3D fabric
<b>Finish</b>	Dark grey brown Pantone 426 C Pure white RAL 9010 Custom RAL code on special order
<b>IP</b>	IP55



Front



Side



Top

<sup>1</sup> Peak level at 1 m under free field conditions using pink noise with crest factor 4 (preset specified in brackets).

<sup>2</sup> For Max SPL values using LA2Xi, refer to LA2Xi system specification sheet.

# A10i WIDE MEDIUM THROW LINE SOURCE



A10i Wide is the installation version of the A10 Wide, designed for medium throw installation applications. A10i Wide shares identical sonic performance with its touring counterpart but features a sleeker design and streamlined mounting hardware for greater integration.

The 30° enclosure of A10i Wide enables a compact array to provide expansive coverage while preserving sightlines. Panflex allows users to adapt directivity to the audience geometry and ensures exceptional frequency response stability.

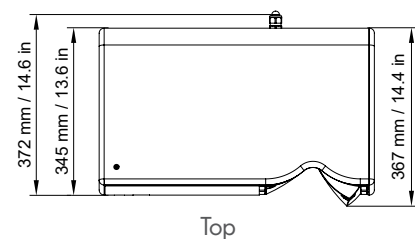
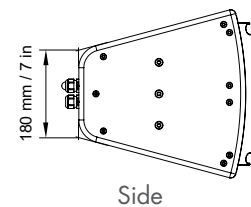
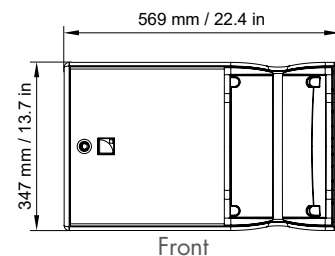
Combinations of A10i Wide and A10i Focus can be flown or stacked to form a vertical line source. A10i Wide can also be used individually as a configurable directivity point source for various applications from mains to fills and delays.

A10i Wide deploys radially to offer broad horizontal coverage, particularly suited as mains or center cluster. On its own, A10i provides exceptional performance in the vocal range. The companion subwoofer KS21i further reinforces the contour and extends bandwidth to 31 Hz for demanding applications.

A10i Wide is a discreet, compact and versatile solution with a wide range of install-specific accessories to facilitate any integration scenario in theaters, houses of worship, clubs, educational facilities and sports venues.

## SPECIFICATIONS

<b>Description</b>	2-way passive constant curvature WST 30°, amplified by LA2Xi <sup>2</sup> / LA4X / LA8 / LA12X
<b>Usable bandwidth (-10 dB)</b>	67 Hz - 20 kHz ([A10i])
<b>Maximum SPL<sup>1,2</sup></b>	137 dB ([A10i])
<b>Nominal directivity</b>	Enclosure: 30° LFins: 70° / 110° symmetric or 90° asymmetric
<b>Transducers</b>	LF: 1 x 10" cone driver HF: 1 x 2.5" diaphragm neodymium compression driver
<b>Acoustical load</b>	LF: bass-reflex, L-Vents HF: DO SC waveguide, L-Fins
<b>Nominal impedance</b>	8 Ω
<b>Connectors</b>	4-point terminal block with push-in connection Connector sealing plate with cable gland
<b>Rigging and handling</b>	external rigging kits M6 inserts for rigging plates and accessories M8 inserts for A-U10i
<b>Safety</b>	1 DIN580-compatible M8 threaded insert
<b>Weight (net)</b>	18 kg / 40 lb
<b>Cabinet</b>	Premium grade Baltic beech and birch plywood
<b>Front</b>	Coated steel grill Acoustically neutral 3D fabric
<b>Finish</b>	Dark grey brown Pantone 426 C Pure white RAL 9010 Custom RAL code on special order
<b>IP</b>	IP55



<sup>1</sup> Peak level at 1 m under free field conditions using pink noise with crest factor 4 (preset specified in brackets).

<sup>2</sup> For Max SPL values using LA2Xi, refer to LA2Xi system specification sheet.